

HF251 Datasheet

HIGH-FLOW PRESSURE REGULATOR



Gas
 Liquid
 Diaphragm
 Piston
 Self-Venting
 Non-Venting
 Max Inlet: 250 bar (3,625 psi)
 Max Outlet: 200 bar (2,900 psi)
 Cv 7.0



INTRODUCING THE HF251...

The HF251 is a piston-sensed high-flow pressure regulator for gas or liquid applications. The liquid version includes a PEEK™ seat, whilst the gas version features PCTFE seating.

It features a **balanced main valve** as standard for up to 250 bar (3,625 psi) inlet pressure. An unbalanced option can be offered alternatively for applications with maximum inlet pressures of up to 50 bar (725 psi).

With a Cv of 7.0, the HF251 is perfect for high-flow applications.

STANDARD MATERIALS OF CONSTRUCTION

PART	MATERIALS
Body and Bonnet	AISI 316/316L Stainless Steel (UNS S31600/S31603)
Main Valve Pin	AISI 316/316L Stainless Steel (UNS S31600/S31603)
Soft Seat	PEEK™ or PCTFE
Valve Spring	AISI 316 S42 Stainless Steel
Piston	AISI 316/316L Stainless Steel (UNS S31600/S31603)
O-Rings	NBR
Loading Spring	Alloy Spring Steel

SPECIFICATION

Max. Inlet Pressure:	Balanced	Unbalanced
PEEK™	250 bar (3,625 psi)	50 bar (725 psi)
PCTFE	250 bar (3,625 psi)	50 bar (725 psi)

* Pressure regulator rating may be limited by connection type, Cv and/or seat material

Outlet Ranges	Up to 200 bar (2,900 psi)
Design Proof Pressure	150% max. working pressure
Seat Leakage	In accordance with ANSI/FCI 70-3
Weight	8kg (17.6lbs)

FEATURES AND BENEFITS

1 BALANCED MAIN VALVE DESIGN

Improved control across the pressure range.

2 PISTON SENSING ELEMENT

Perfect for use in challenging conditions.

3 HIGH FLOW COEFFICIENT

Cv 7.0 for high-flow capabilities.

4 SUITABLE FOR GAS OR LIQUID APPLICATIONS

Versatile usage across a range of media-types.

NOTE: Product availability and specifications contained herein are subject to change without notice. Consult local distributor or factory for potential revisions and/or service related issues. Pressure Tech Ltd support with product selection recommendations only - it is the users responsibility to ensure the product is suitable for their specific application requirements.



DESIGNED AND BUILT IN THE UK

PRESSURE TECH LTD

Unit 24, Graphite Way, Hadfield, Glossop, Derbyshire, UK, SK13 1QH
 T +44 (0)1457 899 307
 E sales@pressure-tech.com
 W www.pressure-tech.com

220819

PAGE:
1 OF 4

HF251 Datasheet

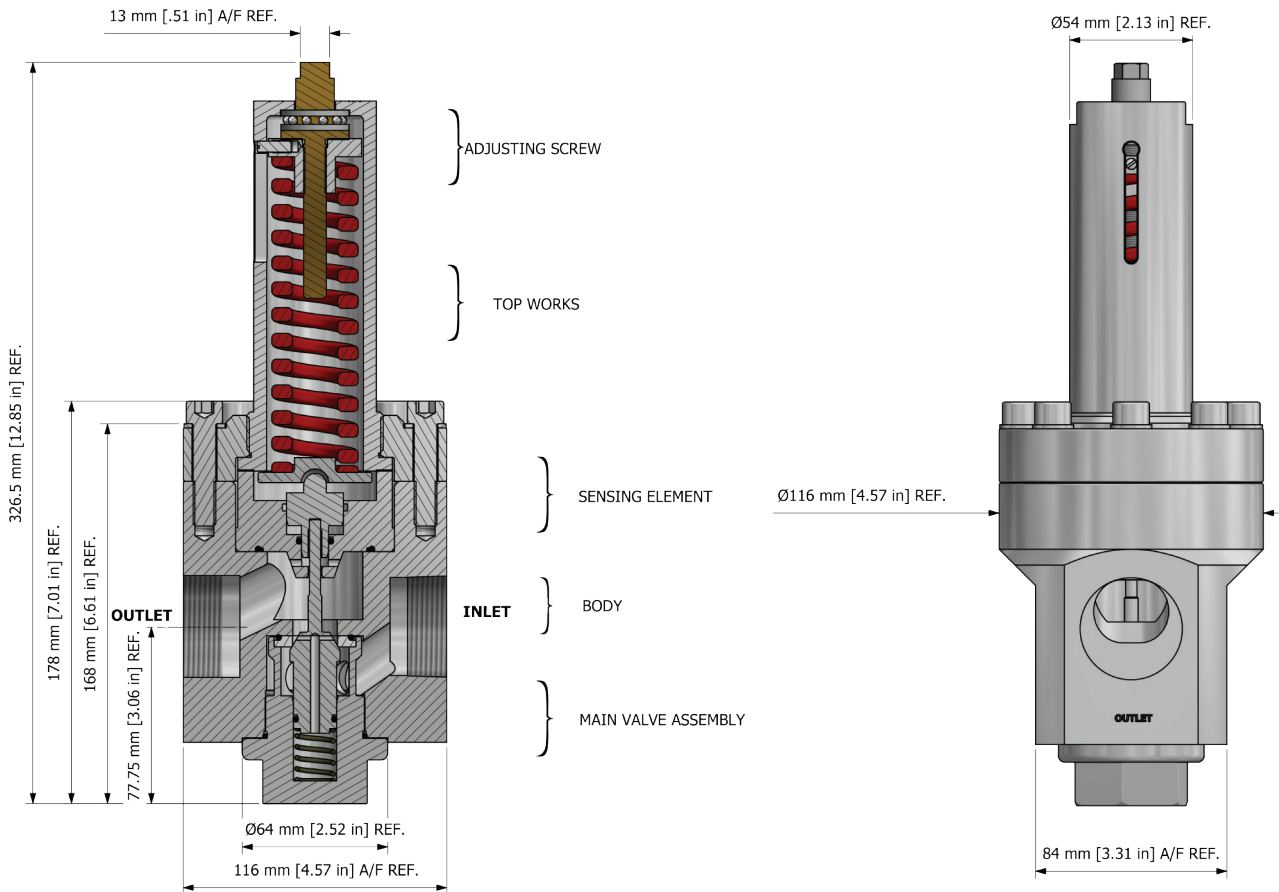
HIGH-FLOW PRESSURE REGULATOR



Gas
 Liquid
 Diaphragm
 Piston
 Self-Venting
 Non-Venting
 Max Inlet: 250 bar (3,625 psi)
 Max Outlet: 200 bar (2,900 psi)
 Cv 7.0

DRAWINGS AND INSTALLATION DIMENSIONS

Dimensions shown for 1" NPT option - please contact the office for additional connections options.



Note:

All gauge ports are 1/4" NPT as standard.

NOTE: Product availability and specifications contained herein are subject to change without notice. Consult local distributor or factory for potential revisions and/or service related issues. Pressure Tech Ltd support with product selection recommendations only - it is the users responsibility to ensure the product is suitable for their specific application requirements.



DESIGNED AND BUILT IN THE UK

PRESSURE TECH LTD
 Unit 24, Graphite Way, Hadfield, Glossop, Derbyshire, UK, SK13 1QH
 T +44 (0)1457 899 307
 E sales@pressure-tech.com
 W www.pressure-tech.com

220819

PAGE: 2 OF 4

HF251 Datasheet

HIGH-FLOW PRESSURE REGULATOR

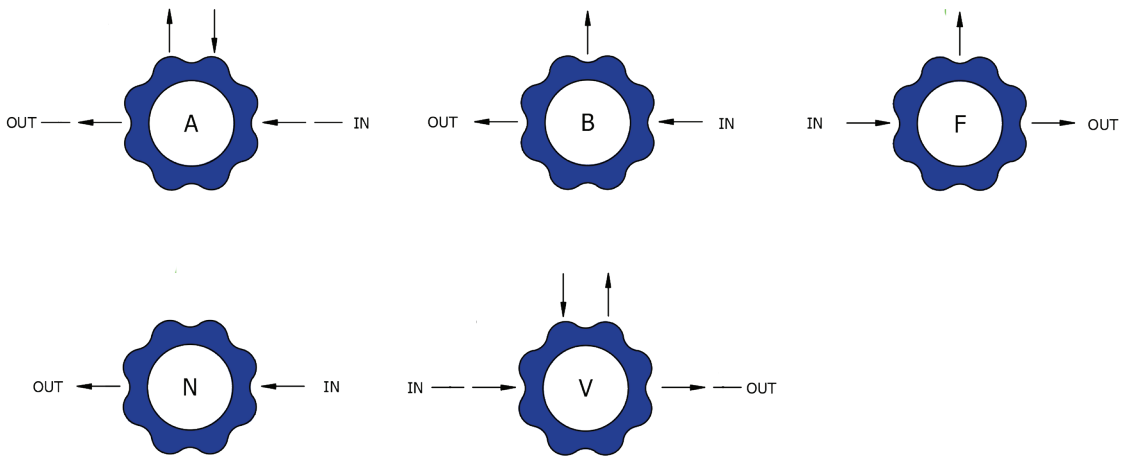


Gas Liquid | Diaphragm Piston | Self-Venting Non-Venting | Max Inlet: 250 bar (3,625 psi) | Max Outlet: 200 bar (2,900 psi) | Cv 7.0

FLOW CURVE

Please contact the office for further information.

PORTING CONFIGURATIONS



Notes:

Additional porting configurations are available - please contact the office for further information.
One gauge to be used with extension bar if mounted directly.

NOTE: Product availability and specifications contained herein are subject to change without notice. Consult local distributor or factory for potential revisions and/or service related issues.
Pressure Tech Ltd support with product selection recommendations only - it is the users responsibility to ensure the product is suitable for their specific application requirements.



DESIGNED AND BUILT IN THE UK

PRESSURE TECH LTD

Unit 24, Graphite Way, Hadfield, Glossop, Derbyshire, UK, SK13 1QH
T +44 (0)1457 899 307
E sales@pressure-tech.com
W www.pressure-tech.com

220819

PAGE:
3 OF 4

HF251 Datasheet

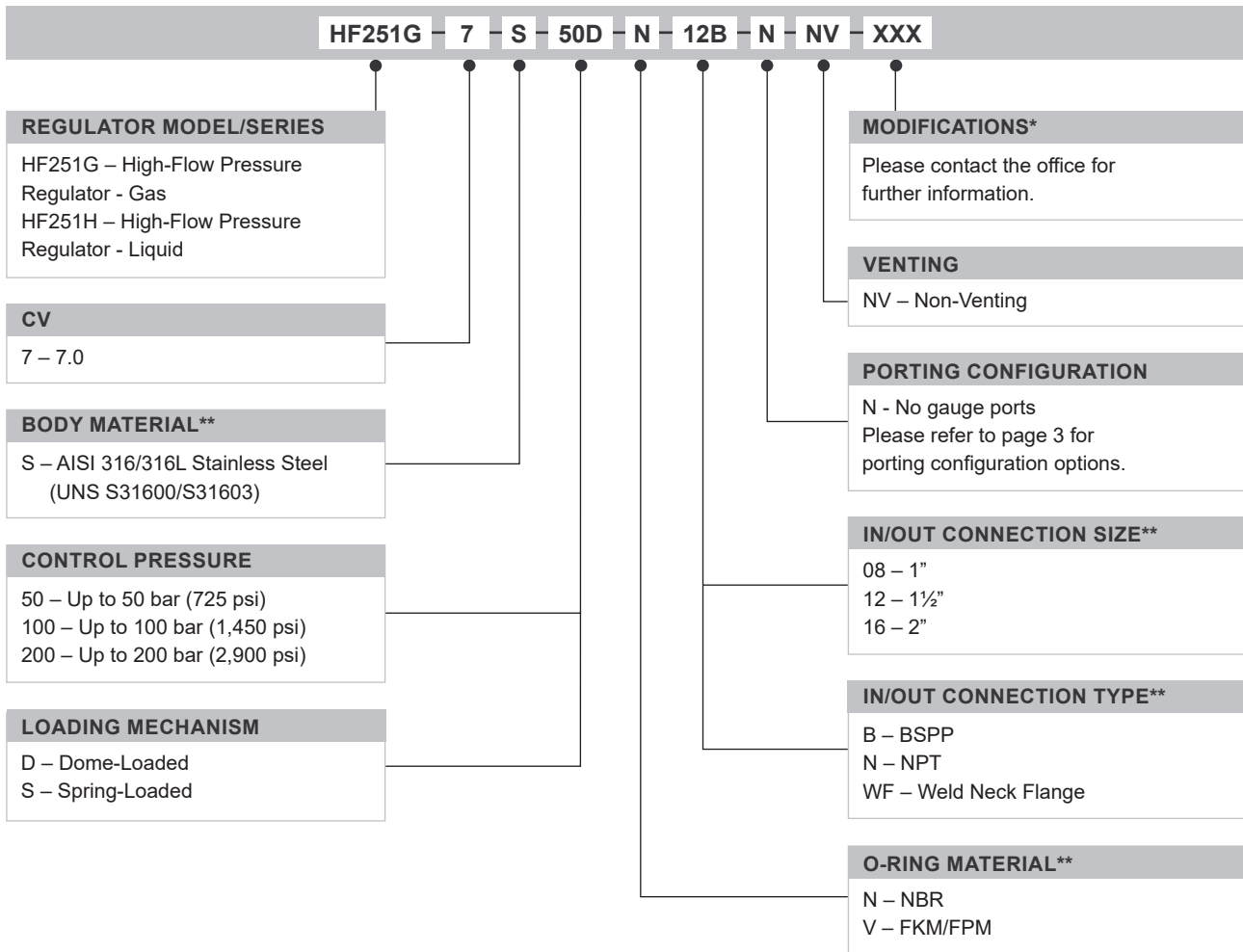
HIGH-FLOW PRESSURE REGULATOR



Gas
 Liquid
 Diaphragm
 Piston
 Self-Venting
 Non-Venting
 Max Inlet: 250 bar (3,625 psi)
 Max Outlet: 200 bar (2,900 psi)
 Cv 7.0

ORDERING INFORMATION

To build a Pressure Tech part number, simply combine the characters identified below in sequence:



OPTIONAL EXTRAS		
	PART NUMBER	DESCRIPTION
Service Kit	SRK-HF251...	Various options available

Note:
Ancillary Equipment and additional Service Kit options also available.

TRADEMARKS: PEEK™ is a trademark of Victrex PLC

* Where applicable

** Other connections/materials may be available - please contact the office

NOTE: Product availability and specifications contained herein are subject to change without notice. Consult local distributor or factory for potential revisions and/or service related issues. Pressure Tech Ltd support with product selection recommendations only - it is the users responsibility to ensure the product is suitable for their specific application requirements.



DESIGNED AND BUILT IN THE UK

PRESSURE TECH LTD
 Unit 24, Graphite Way, Hadfield, Glossop, Derbyshire, UK, SK13 1QH
 T +44 (0)1457 899 307
 E sales@pressure-tech.com
 W www.pressure-tech.com

220819

PAGE:
4 OF 4